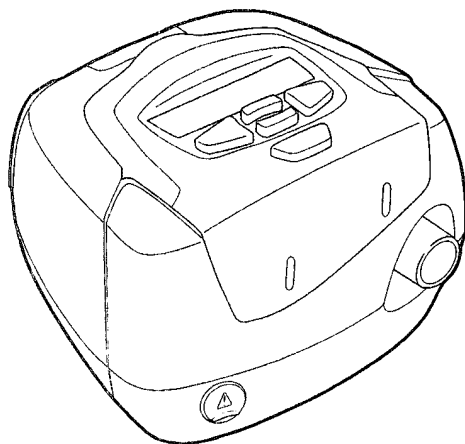


# RESMED

**Important:** Remove this guide before handing the device to the patient. Pressures should only be adjusted by qualified personnel.

## S8 Elite™ II System

### Clinical Quick Setup Guide





### Setup is quick and easy ... *Just Go!*

The following settings have been pre-set to accommodate typical patient treatment values.



#### S8 Elite II

Start CPAP:	4 cm H <sub>2</sub> O	Tube Length:	2 m
CPAP:	9 cm H <sub>2</sub> O	Language:	English
Ramp:	20 minutes	Smart Data:	Off
Max Ramp:	45 minutes	Auto Appear:	Off
Humid:	None	Patient Menu:	Std
SmartStart:	Off	EPR:	Off
Reminders:	Off	EPR Level:	Off
Mask:	Ultra	EPR Inhale:	Med
Leak Alert:	Off	EPR Access:	Off









## Accessing the clinical menu

- Turn on the device and wait until the standby (RAMP) screen appears on the LCD. At this stage you can adjust the ramp time.
- Press  and  simultaneously for three seconds to access the clinical menu.

## Accessing the quickview menu

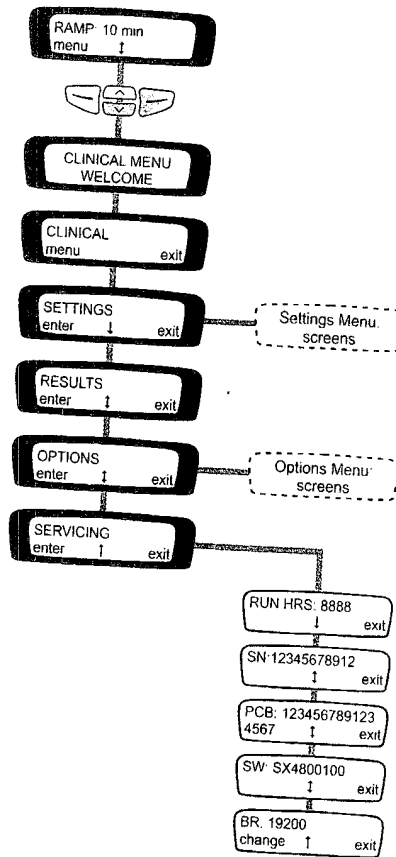
- Press  and  simultaneously for three seconds to access the clinical menu

## Changing options and settings

- Press  to access standard machine settings, eg, Start CPAP pressure.
- Use  and  to scroll through the RESULTS, OPTIONS and SERVICING menu screens.
- From a menu screen, use  to access the parameters in that menu.
- Use  and  to scroll through menu parameters.
- Use  to view or change each parameter setting as required.
- Press  until you return to the standby (RAMP) screen.

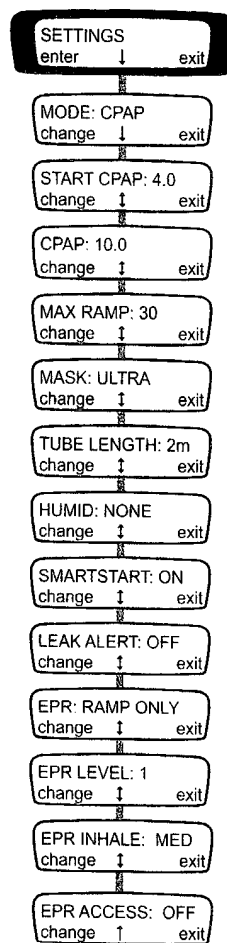
See the Clinical Guide for full details.

## S8 Elite II clinical menus



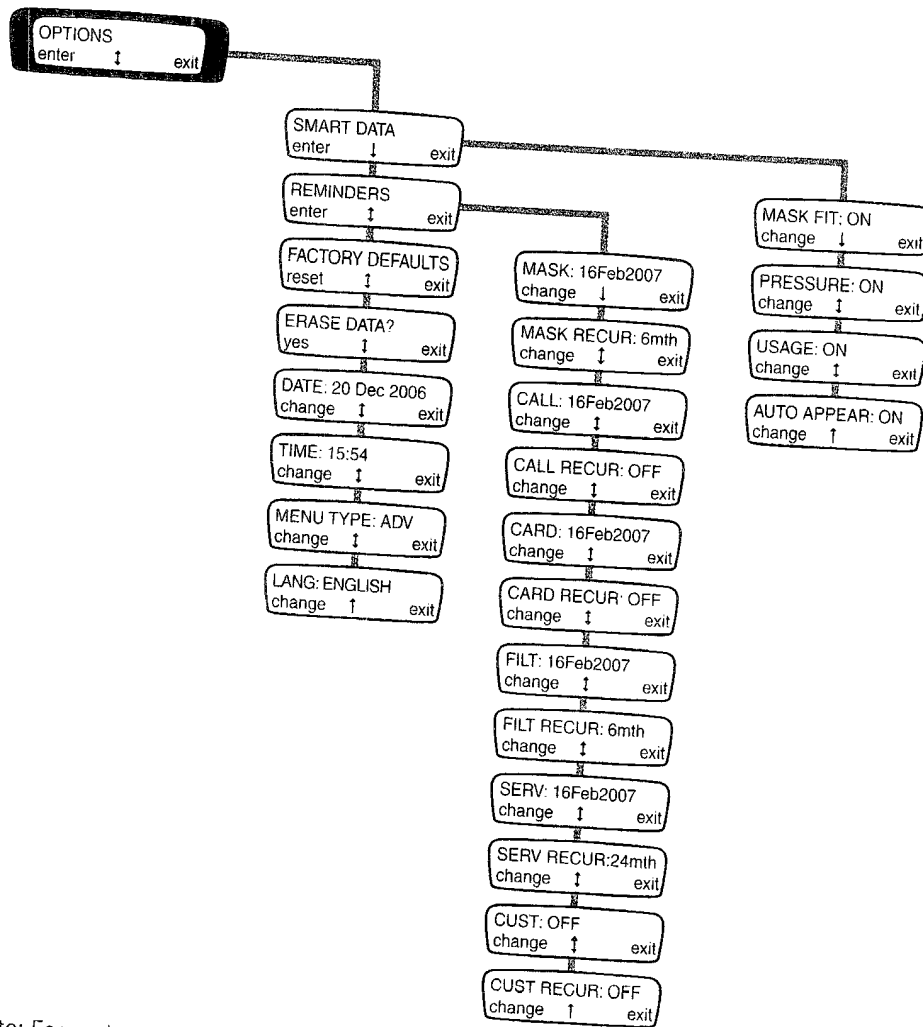
## S8 Elite II clinical menus

Settings Menu: screens



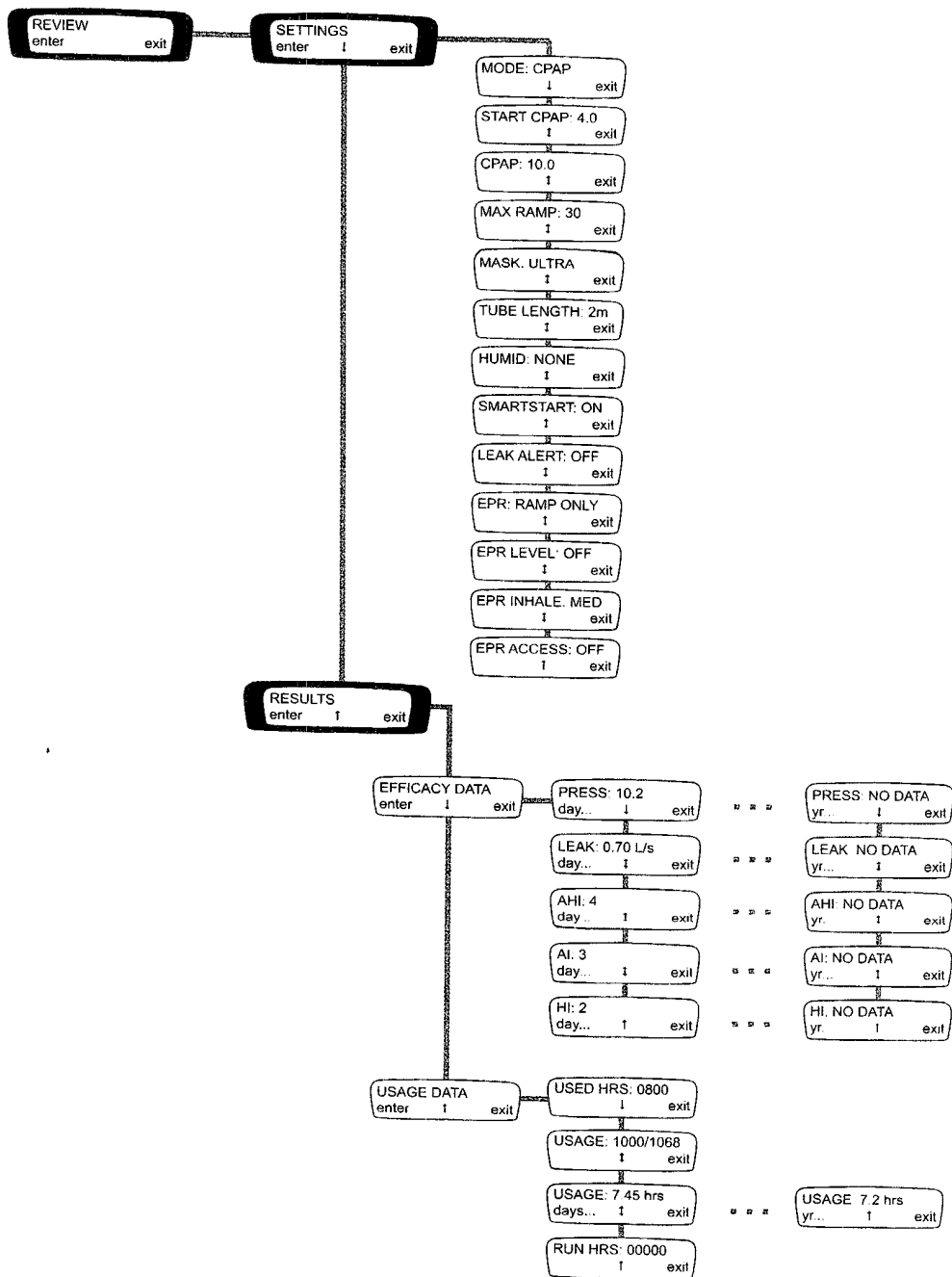
# S8 Elite II clinical menus

Options Menu: screens



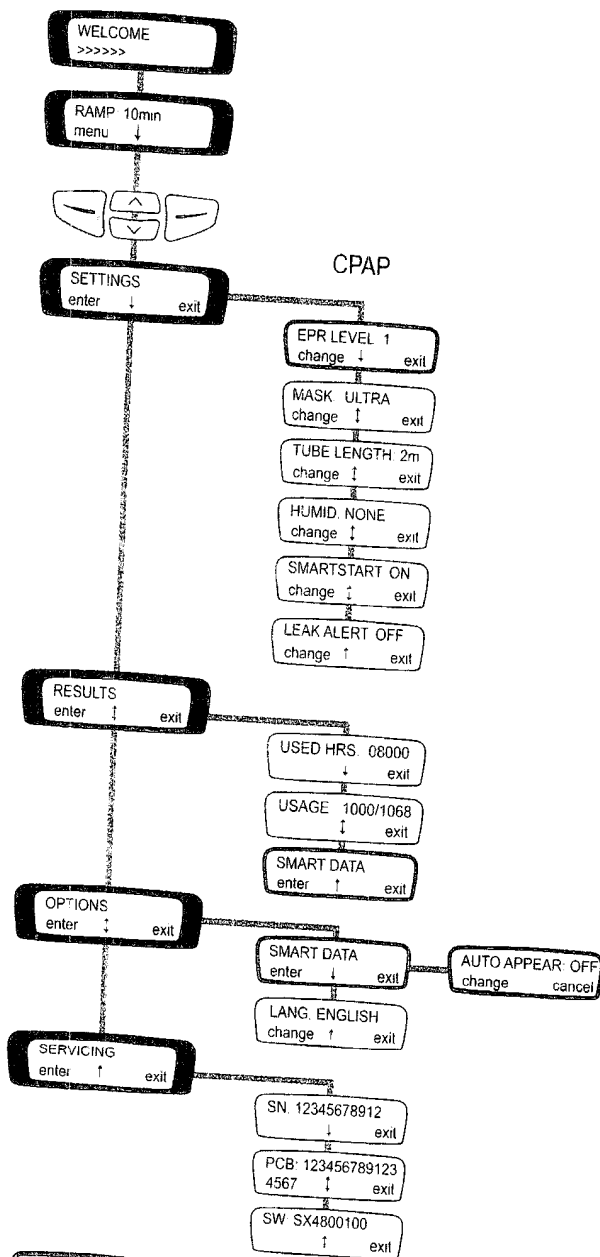
Note: For each reminder, you can set a time period for that reminder to keep re-occurring. For these recurring reminders to work, you must set the date for the first occurrence of the reminder as well as a recurrence time period. For example, if you set MASK: 30Jun2008 and MASK RECUR: 6mth, the first reminder to replace the mask is displayed on 30 June 2008. The recurring reminder occurs 6 months from the date the reminder is acknowledged by the patient. The reminder will continue to recur at 6-month intervals unless it is set to OFF or the recurrence period is changed.


# S8 Elite II quickview menu



# S8 Elite II patient menus

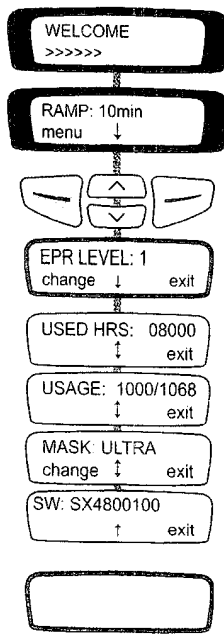
Detailed menus



 This screen only appears if access is set by clinician.

## S8 Elite II patient menus

Standard menus



This screen only appears if access is set by clinician.