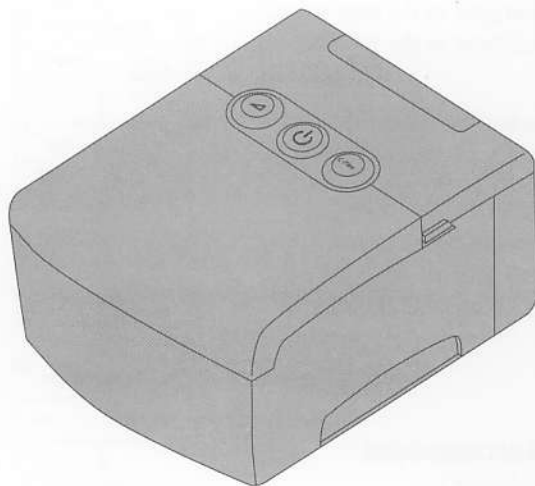


# REMstarPro

## M SERIES



## Provider Quick Setup Guide





**IMPORTANT!** Remove this guide before giving the device to the patient. Only medical professionals should adjust pressure settings.

This guide provides you with basic instructions on how to navigate the provider setup and data menus to modify device settings. Refer to the device's provider manual for more information.

### ACCESSING THE PROVIDER MODE SCREENS

---

Accessing provider mode unlocks additional settings that cannot be modified by the user. To access provider mode:

1. Plug the AC power cord into the power supply and an electrical outlet.
2. Hold down both the left and right   buttons while simultaneously plugging the power supply into the device. Once the device beeps twice, it is in provider mode and you can release the buttons. The Provider Mode Standby screen (shown on the next page) will appear.

You can view and modify prescription settings using the Provider Setup screens and view data about device usage on the Provider Data screens.

## PROVIDER SETUP AND DATA MENU NAVIGATION

To navigate the display screens from the Provider Mode Standby Screen:


- Press the **+** button to access the Provider Setup menu.
- Press the **→** or **←** buttons to access the Provider Data menu.
- Use the **→** button to navigate to the next screen and the **←** button to navigate to the previous screen.
- Use the **+** and **-** buttons to adjust the settings on the Setup screens.

**Note:** When you have finished modifying the settings, press the **⏻** button to exit Provider mode and return to User mode.

### ADDITIONAL SETTING INFORMATION

- **Mask Alert:** This alert will indicate when the device has detected a mask leak. You can enable or disable the alert.
- **Show AHI/Leak:** You can select whether or not the Apnea/Hypopnea Index and System Leak averages display on the patient data screens.
- **Patient Reminder:** Using the Encore® Pro software, you can set a customized text message that will periodically display to the user. The Patient Reminder screen lets you specify how often the reminder will appear (every 90 days, 180 days, etc.).

### Provider Mode Standby Screen



**RESPIRONICS®**  
1001 Murry Ridge Lane  
Murrysville, Pennsylvania  
15668-8550 USA

**RESPIRONICS®**  
Deutschland  
Gewerbestrasse 17  
82211 Herrsching Germany



1030914  
JH 2/9/2006