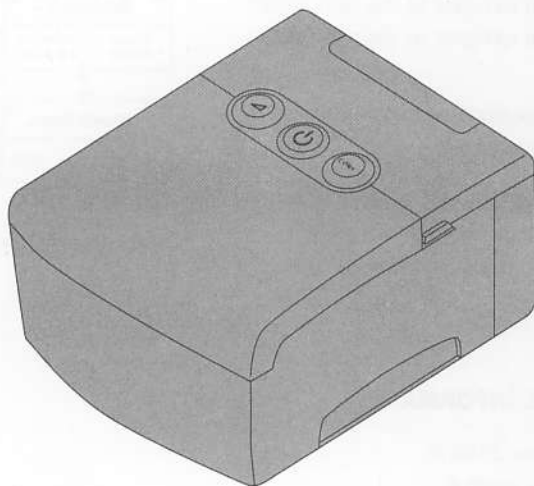


REMstarPlus

M SERIES



Provider Quick Setup Guide





IMPORTANT! Remove this guide before giving the device to the patient. Only medical professionals should adjust pressure settings.

This guide provides you with basic instructions on how to navigate the provider setup and data menus to modify device settings. Refer to the *REMstar Plus M Series Provider Manual* for more information.

ACCESSING THE PROVIDER MODE SCREENS

Accessing provider mode unlocks additional settings that cannot be modified by the user. To access provider mode:

1. Plug the AC power cord into the power supply and an electrical outlet.
2. Hold down both the left and right   buttons while simultaneously plugging the power supply into the device. Once the device beeps twice, it is in provider mode and you can release the buttons. The Provider Mode Standby screen (shown on the next page) will appear.

You can view and modify prescription settings using the Provider Setup screens and view data about device usage on the Provider Data screens.

PROVIDER SETUP AND DATA MENU NAVIGATION

To navigate the display screens from the Provider Mode Standby Screen:

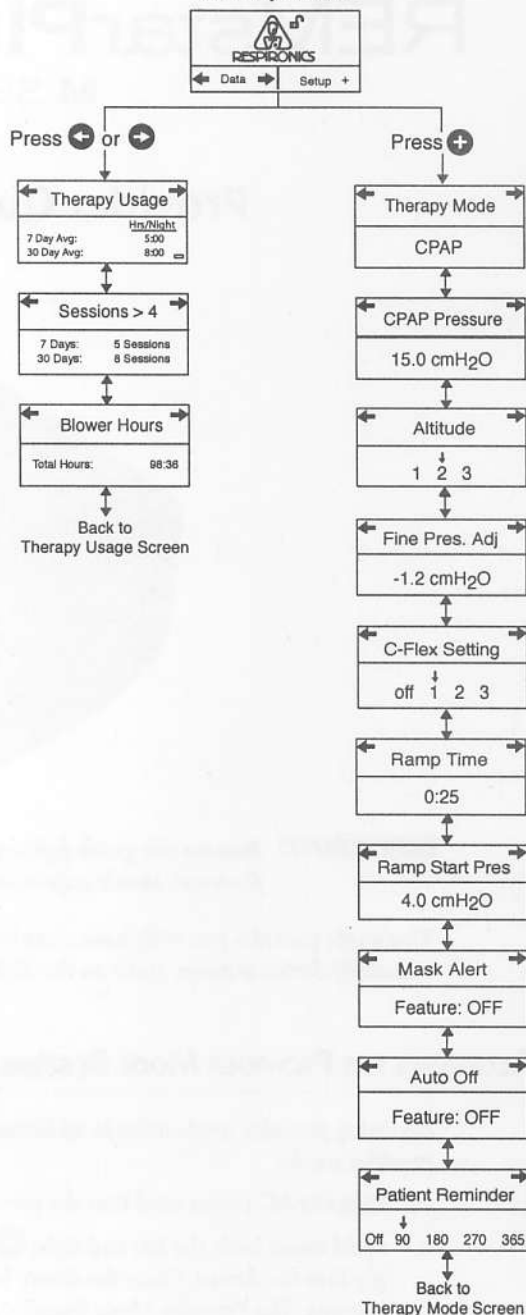
- Press the **+** button to access the Provider Setup menu.
- Press the **→** or **←** buttons to access the Provider Data menu.
- Use the **→** button to navigate to the next screen and the **←** button to navigate to the previous screen.
- Use the **+** and **-** buttons to adjust the settings on the Setup screens.

Note: When you have finished modifying the settings, press the **⏻** button to exit Provider mode and return to User mode.

ADDITIONAL SETTING INFORMATION

- **Altitude:** 1 = Less than 2500 ft.
2 = 2500 to 5000 ft.
3 = 5001 to 7500 ft.
- **Fine Pressure Adjustment:** Allows you to calibrate the device so the pressure setting can be verified with a manometer. The range is -1.9 to +1.9 cm H₂O.
- **Mask Alert:** This alert will indicate when the device has detected a mask leak. You can enable or disable the alert.
- **Patient Reminder:** Using the Encore® Pro software, you can set a customized text message that will periodically display to the user. The Patient Reminder screen lets you specify how often the reminder will appear (every 90 days, 180 days, etc.).

Provider Mode Standby Screen



RESPIRONICS®
1001 Murry Ridge Lane
Murrysville, Pennsylvania
15668-8550 USA

RESPIRONICS®
Deutschland
Gewerbestrasse 17
82211 Herrsching Germany



1030878
JH 12/15/2005